

e-ZGO™ SERIES



Ergonomics matter – whether work occurs at the office or at home. At the same time, products built for the traditional office are designed to meet a broad range of performance standards and often reflect the price points necessary to achieve these requirements. However, when working from home, we should be able to choose products that offer exactly what we need and at prices that fit our budget. Why pay for performance and features that aren't necessary?

ZGO listened, and we are excited to offer a portfolio of height adjustable tables that deliver the right performance at the right price, and ready to ship right to the home. The e-ZGO™ series products are based on ZGO's high performing, commercial grade product designs which have been optimized for Work From Home applications.

Series 20

Series 20 delivers basic performance to keep you productive throughout the day. This 2-stage frame with a traditional column design is powered by a single motor with 70kg (154 lbs.) of load capacity. A simple design ready to work.

Basic Performance:

A single, quiet motor (<40db) to power the entire unit and 0.1w standby power for the budget-conscious user. Series 20 offers an electric lift up to 70kg/154 lbs. and a travel speed of 25mm/0.98" per second.

Traditional Design:










The rectangular, traditional column (large tube at the bottom/small tube at the top of the column) features a 450mm/17.7" stroke and an overall travel range from 655-1105mm/ 25.8-43.5". The expandable frame accommodates the most common table top shapes & sizes from 24x48" to 30x60".





Performance without Compromise:

Series 20 is an entry level, UL 962 approved frame that offers all the necessary features for a work from home desk. Features like 3 memory positions, anti-collision, and gyro-scope safety technology are included as standard options. Available in ISTA 3A certified packaging to ensure safe, drop shippable parcels wherever and whenever you need them.



| Features | Specs |
|----------|-------|
|----------|-------|


| | | |
|---|---------------|-----------------------------------|
|  | Leg Quantity | 2 Leg |
|  | Leg Stage | 2 Stage |
|  | Leg Size | 80x50mm / 3.15x1.97" |
|  | Stroke | 450mm / 17.7" |
|  | Height Range | Standard: 655-1105mm / 25.8-43.5" |
|  | Top Frame | 950-1500mm / 37.4-59.1" |
|  | End Pipe | 500mm / 19.7" |
|  | Speed | 25mm / 0.98" per second |
|  | Load Capacity | 70kg / 154 lbs. |

| | | |
|---|------------------------|-----------------------|
|  | Column Foot Connection | T or C Leg |
|  | Feet Length | 600mm / 23.6" |
|  | Feet Type | 90D Aluminum |
|  | Remote Control | 6 button programmable |

6 Button Programmable Remote Control



90D Aluminum Foot Type



Ordering Key

Series20 - T - 012

| | |
|------------|--|
| Color code | 012 = White 013 = Gray 014 = Black |
| Foot code | T = T Leg C = C Leg |
| Frame code | Series 20 = Traditional column (large tube down) |

Standard in smooth finish:



AMERICAS

(616) 499-7995
9:00am - 5:00pm (EST) | M-F
820 Monroe Ave NW Suite 160
Grand Rapids, MI 49503

ASIA PACIFIC

+86 021 5778 6203
9:00am - 5:00pm (CST) | M-F
13A Floor Fengyuan Building, No. 909
Xinsongjiang Road, Songjiang
Shanghai, China 201620
P.R.C. China

EUROPE

+45 31 11 00 11
9:00am - 5:00pm (CET) | M-F
Borupvang 3, 2750
Balleup, Denmark